

S P E C I F I C A T I O N

APPLICATION FOR APPROVAL OF

- ITEM : Bead Inductor ■
- DESCRIPTION : _____ ■
- CODE NO : BAS TYPE ■
- MODEL NO : _____ ■

This space is used for customer's approval

DATE : 2008. 06. 28.

DRAWN BY M. Y. JEON	DATE 2008. 06. 28.
CHECKED BY	DATE.
APPROVED BY J. G. KIM	DATE 2008. 06. 28.

CUSTOMER :

SPECIFICATION		SHEET NO.	
		DATA	2008. 06. 28.
PART NAME	Bead Inductor	MODEL NAME	
PART NO.	BAS TYPE	DESCRIPTION	

REVISION RECORD

No	Page	항목	From	To	변경사유	Date	규격변경 No.	Rev. No.
1	/							
2	/							
3	/							
4	/							
5	/							
6	/							
7	/							
8	/							
9	/							
10	/							
11	/							
12	/							
13	/							
14	/							
15	/							
16	/							
17	/							
18	/							
19	/							
20	/							
21	/							
22	/							
23	/							
24	/							

NO	REVISION	DATE	CHECK	DRAWN	CHECKED	APPROVED
1						
2						
3						
4						

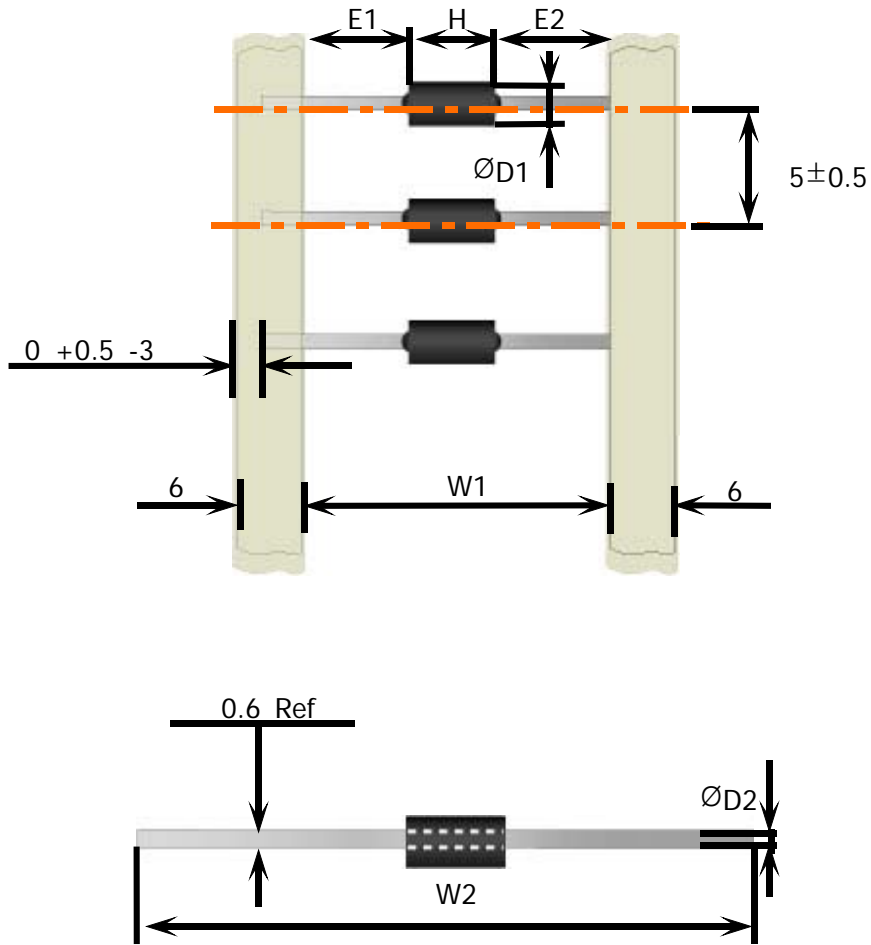
CUSTOMER :

SPECIFICATION				SHEET NO.		
				1 OF 10		
				DATA		
				2008. 06. 28.		
PART NAME		Bead Inductor		MODEL NAME		
PART NO.		BAS TYPE		DESCRIPTION		
1. INDEX						
Page No.	Item				Remarks	
1 / 10	1. Index					
2 / 10	2-1. Dimension					
3 / 10	2-2. Dimension					
4 / 10	3. SCHEMATIC DIAGRAM 4. ENVIRONMENTEL CHARACTERISTICS					
5 / 10	5. ENVIRONMENTEL CHARACTERISTICS 6. MECHANICAL CHARACTERISTICS					
6 / 10	7. SECTION DIAGRAM 8. MATERIAL LIST					
7 / 10	9. Bead-Core Dimension					
8 / 10	10. PACKING SPEC.					
9 / 10	11-1. INSPECTION DATA					
10 / 10	11-2. INSPECTION DATA					
NO	REVISION	DATE	CHECK	DRAWN	CHECKED	APPROVED
1						
2						
3						
4						

CUSTOMER :

SPECIFICATION		SHEET NO.	2 OF 10
		DATA	2008. 06. 28.
PART NAME	Bead Inductor	MODEL NAME	
PART NO.	BAS TYPE	DESCRIPTION	

2-1. DIMENSION (Unit : mm)



NO	REVISION	DATE	CHECK	DRAWN	CHECKED	APPROVED
1						
2						
3						
4						

CUSTOMER :

SPECIFICATION		SHEET NO.	3 OF 10
		DATA	2008. 06. 28.
PART NAME	Bead Inductor	MODEL NAME	
PART NO.	BAS TYPE	DESCRIPTION	

2-2. DIMENSION (Unit : mm)

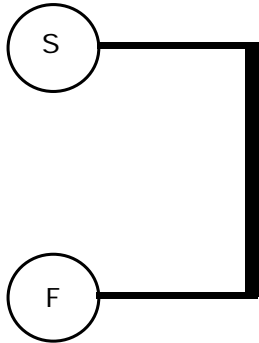
PART NO.	B.S CODE	ΦD1	ΦD2	W1	W2	H	
	BAS2550T00	2.5±0.15	0.60±0.03	52.0±2.0	61.5±1.0	5.0±0.25	[E1-E2] ≤ 1.3
	BAS3550T00	3.5±0.15				5.0±0.25	
	BAS3560T00	3.5±0.15				6.0±0.25	
	BAS3565T00	3.5±0.15				6.5±0.25	
	BAS3580T00	3.5±0.15				8.0±0.25	
	BAS3590T00	3.5±0.15				9.0±0.25	
	BAS3510T00	3.5±0.15				10.0±0.25	
	BAS3512T00	3.5±0.15				12.0±0.25	
	BAS3514T00	3.5±0.15				14.0±0.25	

NO	REVISION	DATE	CHECK	DRAWN	CHECKED	APPROVED
1						
2						
3						
4						

CUSTOMER :

SPECIFICATION		SHEET NO.	4 OF 10
		DATA	2008. 06. 28.
PART NAME	Bead Inductor	MODEL NAME	
PART NO.	BAS TYPE	DESCRIPTION	

3. SCHEMATIC DIAGRAM



4. ENVIRONMENTEL CHARACTERISTICS

No.	B.S CODE	IMPEDANCE (Z)
		at 100(MHz)
		Min.
	BAS2550T00	40Ω MIN
	BAS3550T00	50Ω MIN
	BAS3560T00	60Ω MIN
	BAS3565T00	60Ω MIN
	BAS3580T00	80Ω MIN
	BAS3590T00	80Ω MIN
	BAS3510T00	90Ω MIN
	BAS3512T00	90Ω MIN
	BAS3514T00	180Ω MIN

* TEST CONDITION

- MEASURING INSTRUMENT :
L,Z : HP-4396B IMPEDANCE SPECTRUM ANALYZER
- TEMPERATURE : 25°C
- HUMIDITY : 60%

NO	REVISION	DATE	CHECK	DRAWN	CHECKED	APPROVED
1						
2						
3						
4						

CUSTOMER :

SPECIFICATION		SHEET NO.	5 OF 10
		DATA	2008. 06. 28.
PART NAME	Bead Inductor	MODEL NAME	
PART NO.	BAS TYPE	DESCRIPTION	

5. ENVIRONMENTEL CHARACTERISTICS

No.	Item	Condition
1	TEMPERATURE RISE	MAX. 65(°C) at FULL LOAD
2	HEAT RESISTANCE	105±2(°C) 96HRS INSULATION RESISTANCE MIN. 100(MΩ)
3	MOISTURE RESISTANCE	90~95(%), 55±2(°C) 120HRS INSULATION RESTANCE 10(MΩ)
4	SAFETY CONSIDERATION	BEAD-FILTER SHALL MEET THE ALL REQUIRMENTS SUBJECT TO IEC-950 STANDARDS

6. MECHANICAL CHARACTERISTICS

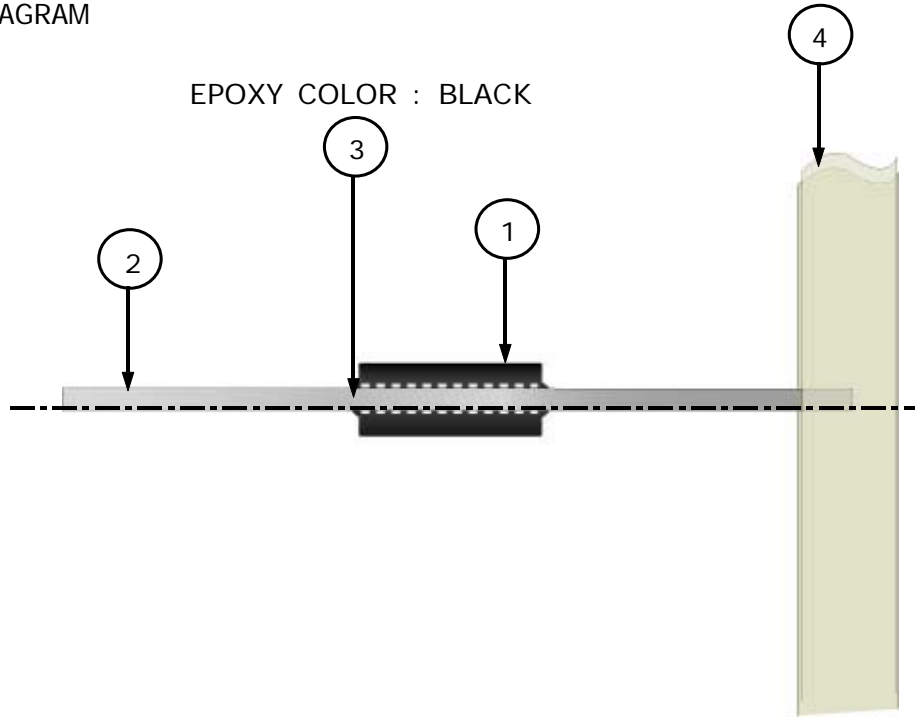
No.	Item	Condition
1	TERMINAL STRENGTH	PULL TEST 10 SECOND at 2kg MIN.

NO	REVISION	DATE	CHECK	DRAWN	CHECKED	APPROVED
1						
2						
3						
4						

CUSTOMER :

SPECIFICATION		SHEET NO.	6 OF 10
		DATA	2008. 06. 28.
PART NAME	Bead Inductor	MODEL NAME	
PART NO.	BAS TYPE	DESCRIPTION	

7. SECTION DIAGRAM



8. MATERIAL LIST

No.	Item	Material	Manufacture	UL File No.
①	CORE	P16	JAW SHIANQ CORPORATION CO.,LTD.	
②	LEAD-WIRE	TCAW 0.6Φ COPPER WIRE TCA 0.6Φ	ILKWANG CO.,LTD. YEHUA CO.,LTD. SAMATRON CO.,LTD.	
③	EPOXY	DA-1001BS-P 6642	DAE JOO FINE CHEMICAL CO., LTD. GUANGZHOU WELLS CHEMICAL CO.,LTD.	
④	MASKING TAPE	6 M/M	STC CORPORATION CO.,LTD	

NO	REVISION	DATE	CHECK	DRAWN	CHECKED	APPROVED
1						
2						
3						
4						

CUSTOMER :

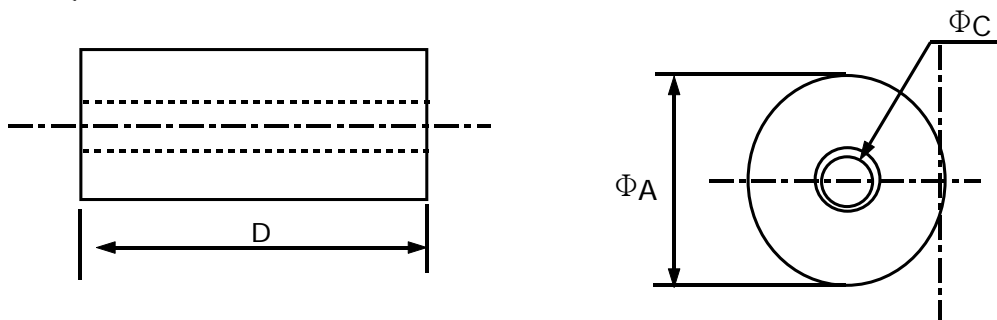
SPECIFICATION		SHEET NO.	7 OF 10
		DATA	2008. 06. 28.
PART NAME	Bead Inductor	MODEL NAME	
PART NO.	BAS TYPE	DESCRIPTION	

①-1. TABLE OF STANDARD CHAR. OF FERRITE-CORE

MATERIAL	μ_{iac} $\pm 25\%$	WORKING FREQUENCY	Bms	Tc	ρ	d	$\alpha\mu r$	TAN δ/μ_i
		MHz	Gauss	°C	$\Omega\text{-cm}$	g/cm^3	$\times 10^{-6}$	$\times 10^{-6}$ MHz
P16	600	0.01-1	3100	150	10^7	4.7~4.9	8	12(0.01MHz) 111(1MHz)

9. Bead-Core Dimension (Unit : mm)

(A TYPE)



Part No.	B.S Code	Φ_A	Φ_C	D
	BAS2550T00	2.5 ± 0.15	0.8 ± 0.15	5.0 ± 0.25
	BAS3550T00	3.5 ± 0.15	0.8 ± 0.15	5.0 ± 0.25
	BAS3560T00	3.5 ± 0.15	0.8 ± 0.15	6.0 ± 0.25
	BAS3565T00	3.5 ± 0.15	0.8 ± 0.15	6.5 ± 0.25
	BAS3580T00	3.5 ± 0.15	0.8 ± 0.15	8.0 ± 0.25
	BAS3590T00	3.5 ± 0.15	0.8 ± 0.15	9.0 ± 0.25
	BAS3510T00	3.5 ± 0.15	0.8 ± 0.15	10.0 ± 0.25
	BAS3512T00	3.5 ± 0.15	0.8 ± 0.15	12.0 ± 0.25
	BAS3514T00	3.5 ± 0.15	0.8 ± 0.15	14.0 ± 0.25

NO	REVISION	DATE	CHECK	DRAWN	CHECKED	APPROVED
1						
2						
3						
4						

CUSTOMER :

SPECIFICATION		SHEET NO.	8 OF 10
		DATA	2008. 06. 28.
PART NAME	Bead Inductor	MODEL NAME	
PART NO.	BAS TYPE	DESCRIPTION	

10. PACKING SPEC.

ITEM	INNER BOX (pcs)	OUT BOX (pcs)
BAS2XXXT0	3,000	30,000
BAS3XXXT0	1,500	22,500

BOX-DECLARATION

ITEM NO : BEAD FILTER

ITEM NO : BEAD FILTER

CODE NO : **BAS2XXXT0**

CODE NO : **BAS3XXXT0**

Q, TY : 30,000 PCS

Q, TY : 22,500 PCS

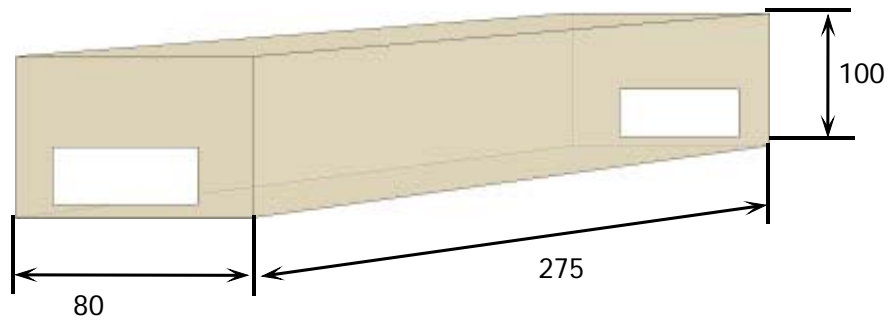
LOT NO :

LOT NO :

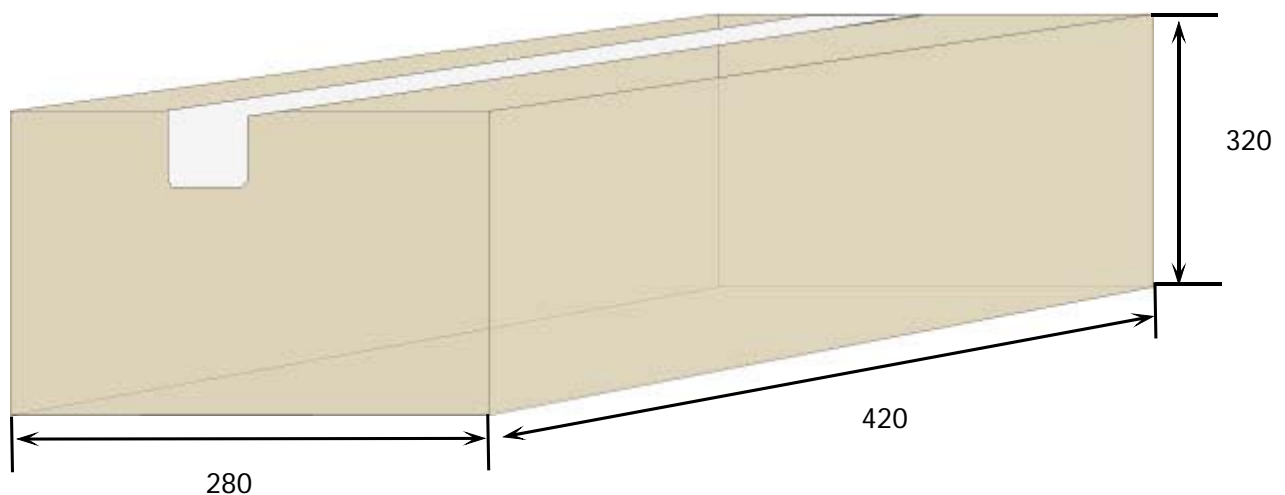
BOSUNG EELCTRONICS CO.

BOSUNG EELCTRONICS CO.

INNER BOX



OUTER BOX



NO	REVISION	DATE	CHECK	DRAWN	CHECKED	APPROVED
1						
2						
3						
4						

CUSTOMER :

SPECIFICATION		SHEET NO.	9 OF 10
		DATA	2008. 06. 28.
PART NAME	Bead Inductor	MODEL NAME	
PART NO.	BAS TYPE	DESCRIPTION	

11-1. INSPECTION DATA

TEST INSTRUMENT	IMPEDANCE [Z]		HP-4396B IMPEDANCE SPECTRUM ANALYZER		
Item	Z (OHM)				
SPEC	100 (MHz)				
	Min.				
	BAS255T00	BAS3550T00	BAS3560T00	BAS3565T00	BAS3580T00
	40[Ω] MIN	50[Ω] MIN	60[Ω] MIN	65[Ω] MIN	80[Ω] MIN
1	56.318	74.579	90.568	86.467	121.08
2	55.279	58.353	84.237	87.278	117.63
3	54.838	73.587	87.701	89.882	119.93
4	60.431	73.139	84.905	89.327	121.38
5	58.984	72.705	84.867	85.971	117.69
6	55.512	69.777	94.496	88.524	120.79
7	52.758	75.26	91.144	87.914	126.74
8	59.819	71.894	81.611	85.948	119.42
9	57.464	71.842	82.016	86.361	117.16
10	52.985	73.444	89.266	83.869	128.53
\bar{X}	56.4388	71.458	87.0811	87.1541	121.035
Ac, Re	0 / 10.				
	Ac				

NO	REVISION	DATE	CHECK	DRAWN	CHECKED	APPROVED
1						
2						
3						
4						

CUSTOMER :

SPECIFICATION		SHEET NO.	10 OF 10
		DATA	2008. 06. 28.
PART NAME	Bead Inductor	MODEL NAME	
PART NO.	BAS TYPE	DESCRIPTION	

11-2. INSPECTION DATA

TEST INSTRUMENT	IMPEDANCE [Z]				HP-4396B IMPEDANCE SPECTRUM ANALYZER
Item	Z (OHM)				
SPEC	100 (MHz)				
	Min.				
	BAS3590T00	BAS3510T00	BAS3512T00	BAS3514T00	
	80[Ω] MIN	90[Ω] MIN	90[Ω] MIN	180[Ω] MIN	
1	133.04	139.21	127.52	211.17	
2	130.45	136.74	123.06	212.69	
3	132.85	141.46	125.38	212.03	
4	125.55	132.33	124.47	196.93	
5	127.11	132.66	127.74	213.32	
6	131.33	131.04	125.01	211.07	
7	126.71	139.21	124.97	212.17	
8	126.83	137.29	126.54	212.52	
9	121.37	135.89	125.75	212.15	
10	129.25	133.17	124.27	214.48	
\bar{X}	128.36	135.9	125.471	210.853	
Ac, Re	0 / 10.				
	Ac				

NO	REVISION	DATE	CHECK	DRAWN	CHECKED	APPROVED
1						
2						
3						
4						